



# TAIYO DST-162

*EMRI replacement for the TAIYO DST-162*

**Appendix V1.0**



**EMRI ELECTRONICS**  
**POWER IN CONTROL**

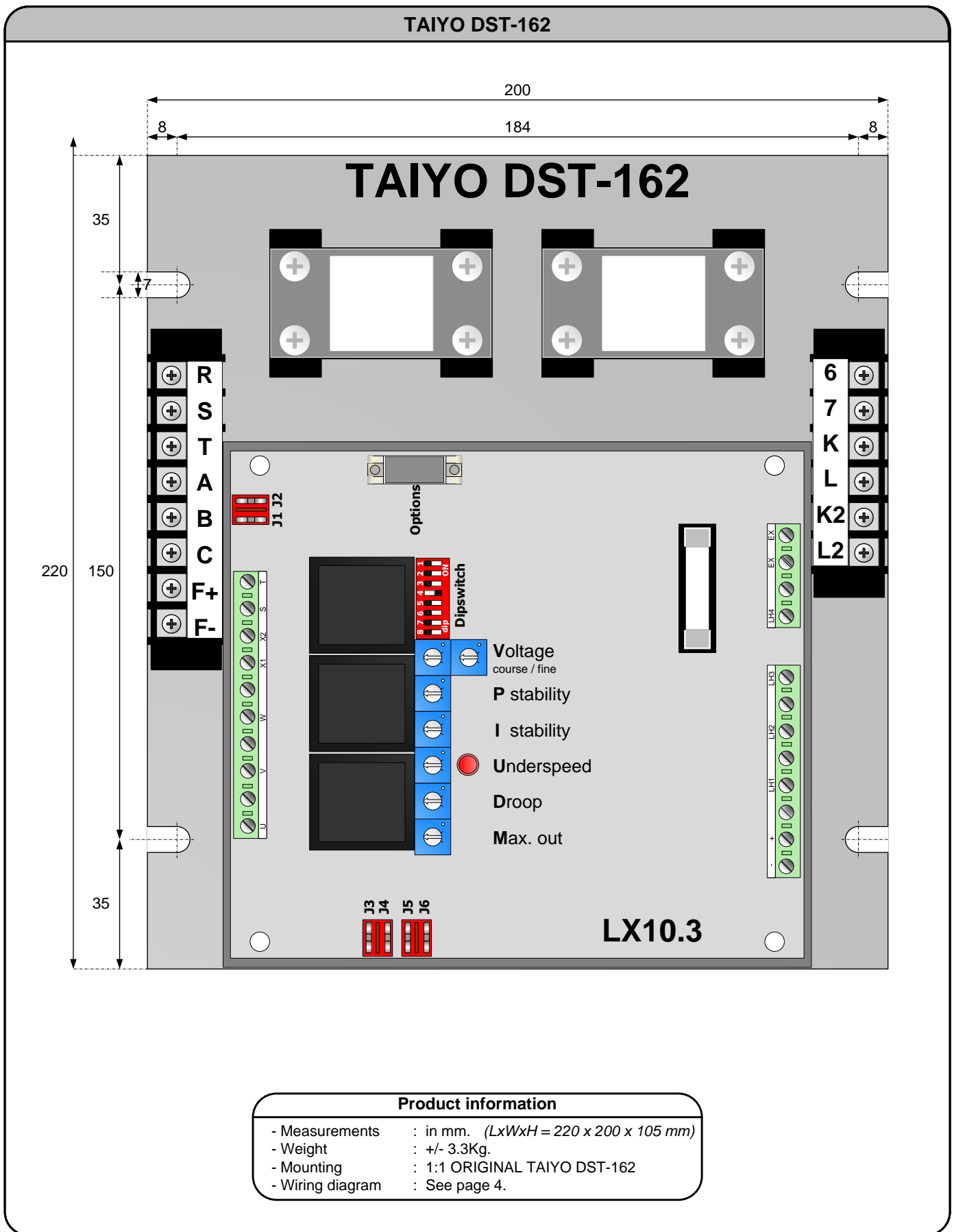


# AVR I

TAIYO DST-162



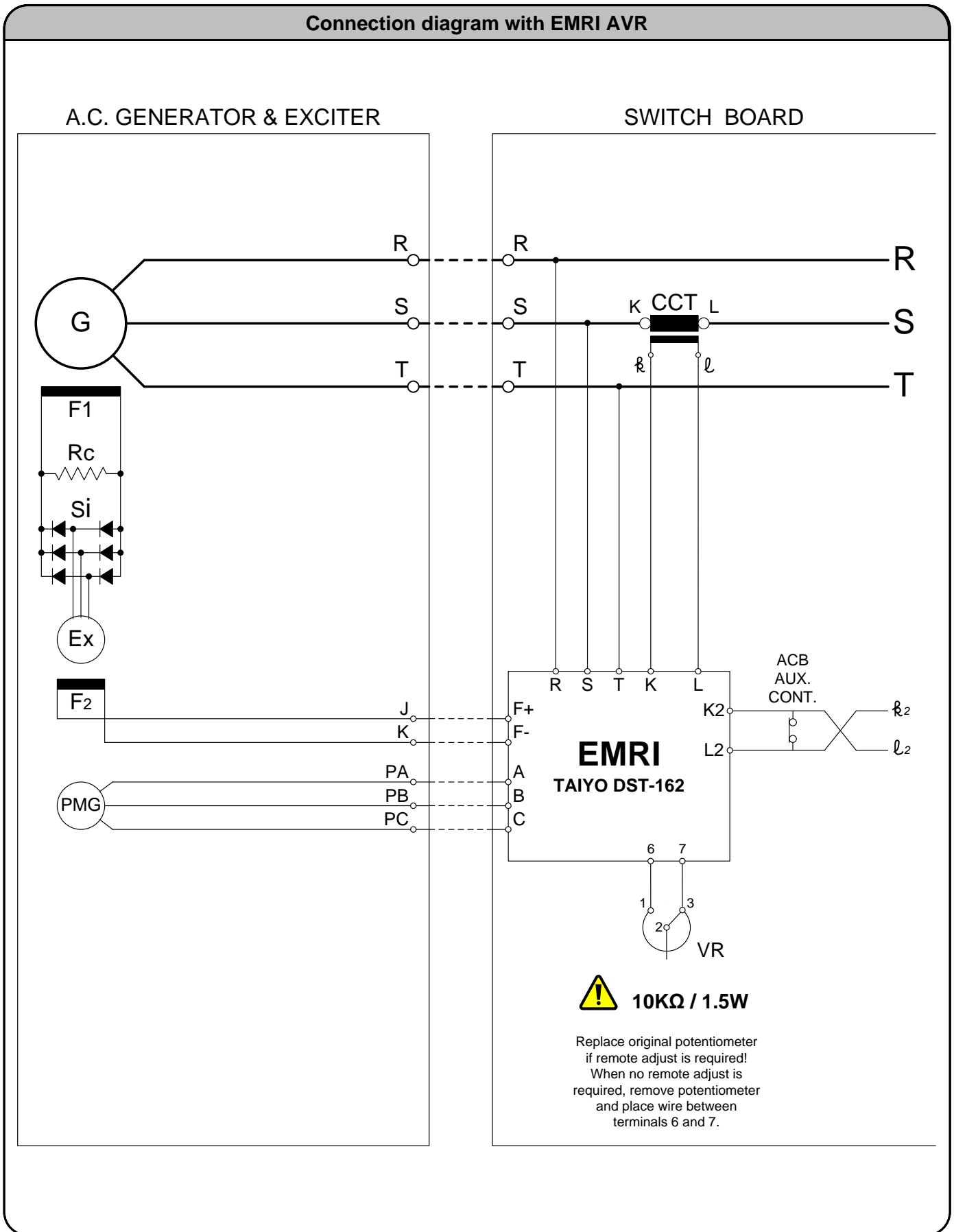
# AVR II



Product information	
- Measurements	: in mm. (LxWxH = 220 x 200 x 105 mm)
- Weight	: +/- 3.3Kg.
- Mounting	: 1:1 ORIGINAL TAIYO DST-162
- Wiring diagram	: See page 4.

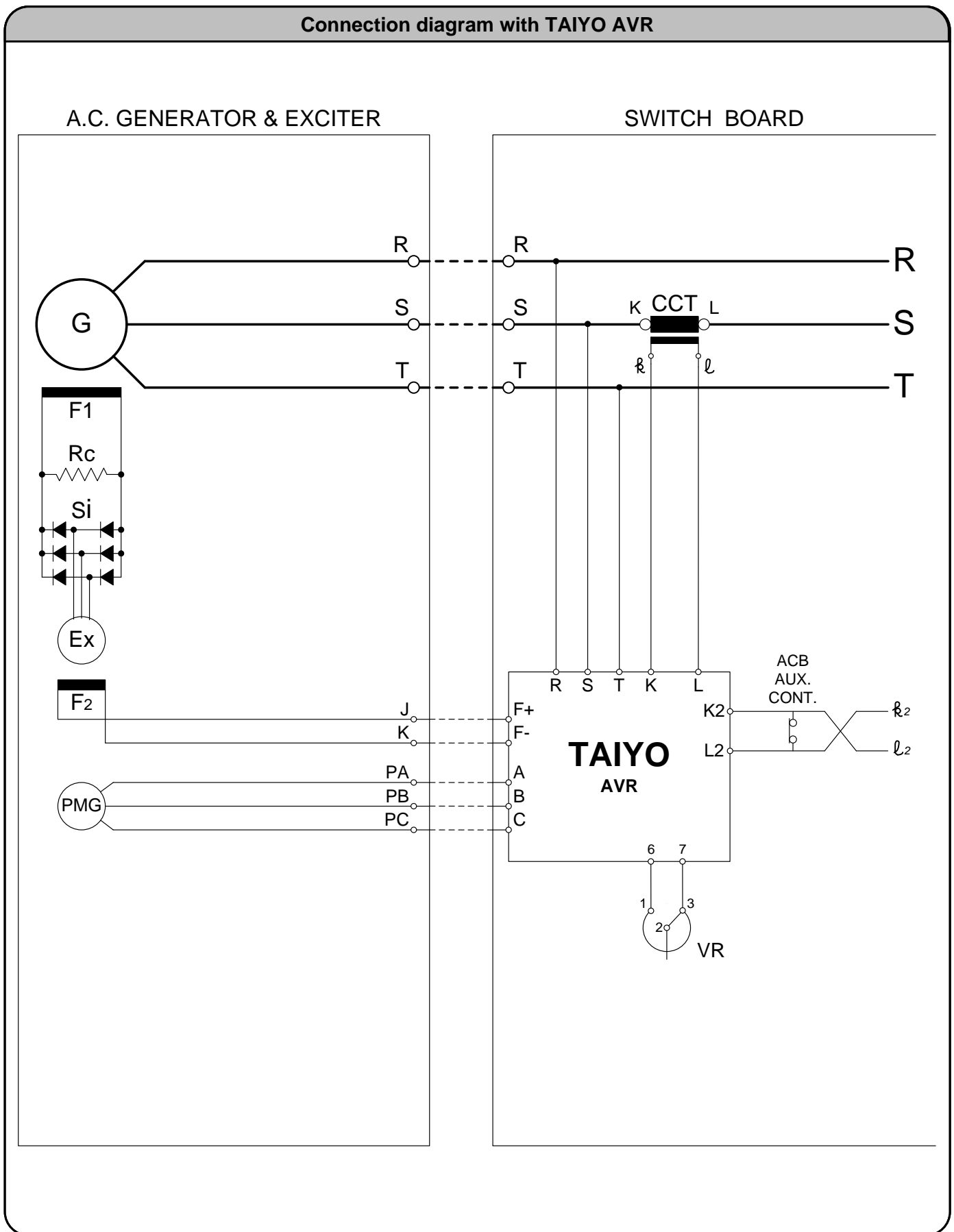
# WIRING DIAGRAM I

Connection diagram with EMRI AVR



# WIRING DIAGRAM I I

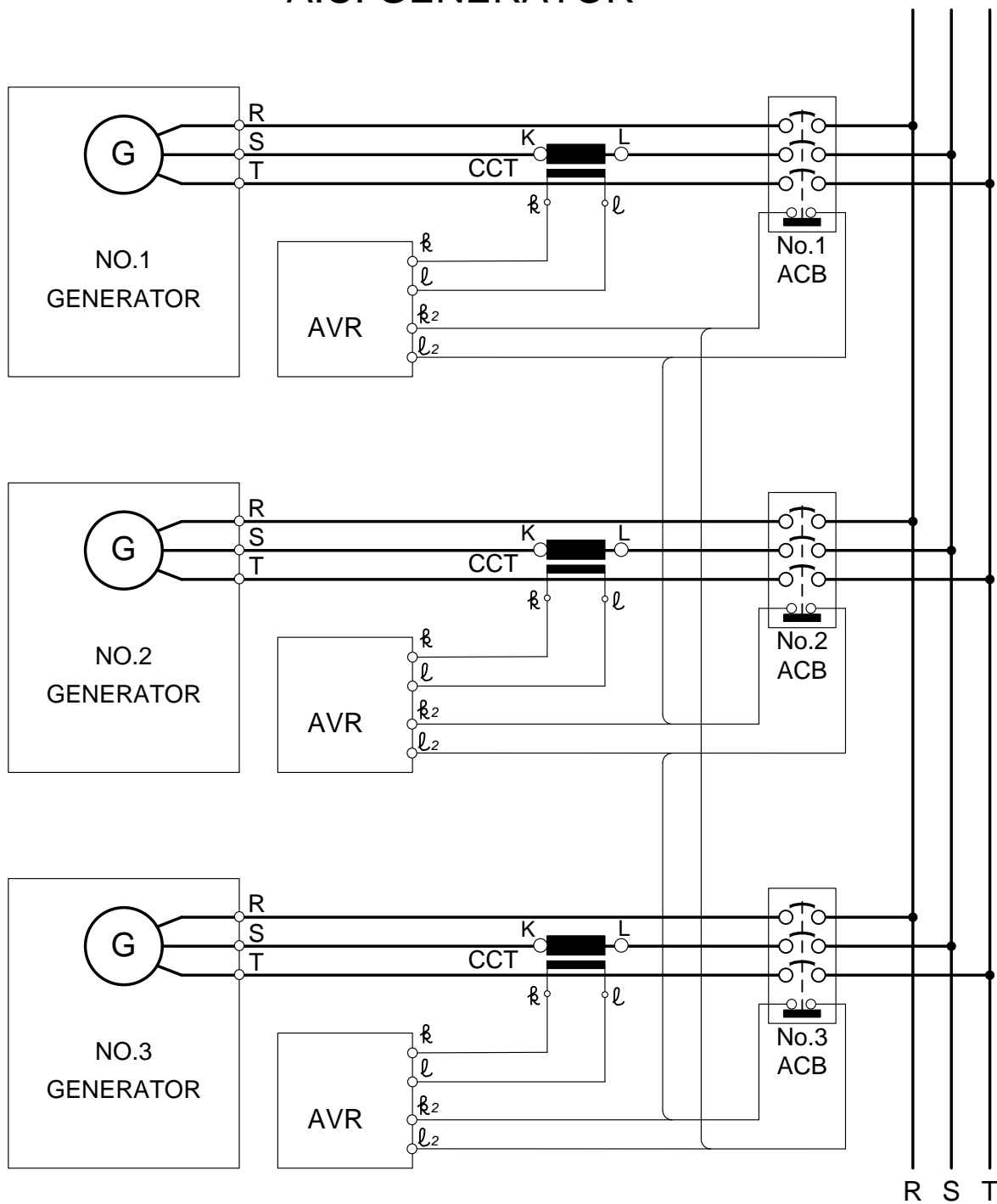
Connection diagram with TAIYO AVR



# WIRING DIAGRAM I I I

Wiring diagram for Cross Current Compensation

## A.C. GENERATOR



# GENERAL INSTALLATION INFORMATION

## Absolute Maximum Ratings

- The Absolute Maximum Ratings are those limits for the device that, if exceeded, will likely damage the device. Exceeding the absolute maximum ratings voids any warranty and/or guarantee.

## Mounting

Mounting of the product should be done in such a way that:

- the absolute maximum ambient temperature rating of the product will never be exceeded.
- maximum cooling (direction of cooling ribs and direction of airflow) is achieved.
- Mounting no humid air can flow through the product or condensation occurs.
- dust or other materials or residue will not remain in or on the product.
- the maximum vibration is not exceeded.
- personal contact with persons is impossible.


## Wiring

- Diameter size of the wiring should be enough to carry the expected current. Wire insulation should be enough to withstand the expected operating voltages and temperatures.
- To improve EMC emission and immunity, care should be taken for the lay out of the wiring. This in respect to all wiring in the installation.
- Keep current carrying wires as short as possible.
- Keep wires carrying a total sum of zero Ampere close to each other, or in one single cable, E.g. R, S, T or F+ and F- or A, B, C or 6 and 7.
- Avoid current carrying conductors next to sensing or control wiring. Especially current controlled by SCR's or PWM controlled transistors.
- If sensitive sensing signal cables need to be laid across distance along other cabling, shielded cable is preferred. Keep the shield as long as possible and the wiring outside the shield as short as possible. Do not solder or shrink the shield to a regular wire. Connect the original shield to ground at one side with an as large as possible contact surface.

## Additional installation information

- When the product is supplied by means of a transformer, it should never be an auto-transformer. Auto-transformers react as voltage sweep up coil and may cause high voltage peaks.
- Standard fit capacitors or over-voltage suppressers across I1 (+) and K1 (-), or exciter field terminals inside the generator should be removed.
- When the product is supplied by means of a transformer, it should be able to carry at least the maximum expected current. Advisable is, to have a transformer which can carry twice the maximum expected current. Inductive loads make voltage sags and peeks into the secondary voltage of a transformer, from which the device may malfunction.
- It is not recommended to apply switches in the dc outputs. It is preferred to use switches in the ac supply inputs of devices. In case it is unavoidable to have switches in the dc output of a device, action must be taken to avoid over voltage damage to the device due to contact arcing. Use a voltage suppressor across the output.
- It is not recommended to apply switches or fuses in the sensing lines. Defects can cause high voltage situations due to over-excitation.
- When using a step down transformer in medium or high voltage generators, the transformer should be three phase (if three phase sensing), and the transformer should be suitable for acting as a sensing transformer. If the transformer is unloaded, connect a resistor to avoid voltage waveform distortion.
- The phase relation from the generator to the AVR is important. Also when voltage transformers and/ or current transformers are installed.
- When using a step down or insulation transformer in the droop circuit, phase relation from the generator to the AVR is important.
- CT's wiring, connected to the AVR should never be grounded.
- Always disconnect electronic products, circuits and people before checking the insulation resistance (Megger check).
- Due to differences in generators impedance's, EMC behavior is not predictable. Therefore the commissioner / installer should be aware of proper and correct installation.
- Large, highly inductive, exciter stator windings can cause destructive high voltage peaks. Adding a resistor from 10 to 20 times the exciter stator field resistance reduces voltage spikes. If necessary filter can be fitted additionally. (e.g. snubber, RC-network)
- Upon problems during commissioning, faulty behavior or defects in the generator, consult the fault finding manual at our web site
- Some advises may be overdone or seem extraordinary, but since the electrical rules are the same everywhere, these advises are given.

# CONTACT



EMRI Electronics B.V.  
Morsestraat 10  
6716 AH, Ede, Netherlands  
Tel: +31 (0)318 620 427  
Website: [www.emri.nl](http://www.emri.nl)  
E-mail: [info@emri.nl](mailto:info@emri.nl)

**Manufacturer**



**CANARY ISLANDS**, Las Palmas  
**Zamakona Yards**  
Tel: +34 928467521  
Fax: +34 928461233  
Website: [www.zamakonayards.com/](http://www.zamakonayards.com/)  
E-mail: [ibetancor@zamakonayards.com](mailto:ibetancor@zamakonayards.com)

**CHILE**, Santiago  
**Lucio Vicencio y CIA.LTDA**  
Tel: +1-281-334-2904  
Fax: +1-832-221-5642  
Website: [www.luciovicencio.cl](http://www.luciovicencio.cl)  
E-mail: [luciovincencioltda@gmail.com](mailto:luciovincencioltda@gmail.com)

**GREECE**, Piraeus  
**Stavros Kassidiaris S.A.**  
Tel: +30 210 4636000  
Fax: +30 210 4624471  
Website: [www.kassidiaris.gr](http://www.kassidiaris.gr)  
E-mail: [info@kassidiaris.gr](mailto:info@kassidiaris.gr)

**ICELAND**, Hafnarfjordur  
**Rafeining ehf**  
Tel: +354 565 3049  
Fax: +354 565 3048  
Website: [www.rafeining.is](http://www.rafeining.is)  
E-mail: [rafeining@rafeining.is](mailto:rafeining@rafeining.is)

**INDIA**, Faridabad  
**Power Solutions**  
Tel: +91 9868907903  
Fax: +91 129 2431216  
Website: [www.psolindia.com](http://www.psolindia.com)  
E-mail: [ramesh.powersolutions@gmail.com](mailto:ramesh.powersolutions@gmail.com)

**NORWAY**, Bergen  
**Frydenbø Electric A/S**  
Tel: +47 55 34 91 00  
Fax: +47 55 34 91 10  
Website: [www.frydenbo.no](http://www.frydenbo.no)  
E-mail: [firma.fel@frydenboe.no](mailto:firma.fel@frydenboe.no)

**POLAND**, Gdynia  
**An-Elec Sp. z o.o.**  
Tel: +48 58 668 44 00  
Fax: +48 58 668 44 66  
Website: <http://an-elec.pl>  
E-mail: [info@an-elec.pl](mailto:info@an-elec.pl)

**POLAND**, Szczecin  
**MARCONTREL**  
Tel: +48 91 4 888 474  
Fax: +48 91 4 888 475  
Website: [www.marcontrol.com](http://www.marcontrol.com)  
E-mail: [emri@marcontrol.com](mailto:emri@marcontrol.com)

**POLAND**, Szczecin-Mierzyn  
**Marel Serwis**  
Tel: +48 91 48 58 388  
Fax: +48 91 48 79 948  
Website: [www.marel.szczecin.pl](http://www.marel.szczecin.pl)  
E-mail: [handel@marel.szczecin.pl](mailto:handel@marel.szczecin.pl)

**REPUBLIC OF PANAMA**, Panama  
**PASRAS S.A.**  
Tel: +507 3140095  
Fax: +507 3140094  
Website: [www.pasras.com](http://www.pasras.com)  
E-mail: [info@pasras.com](mailto:info@pasras.com)

**ROMANIA**, Constanta  
**SAMTEC SRL**  
Tel: +40 241 517 047  
Fax: +40 241 517 047  
Website: [www.samtec.ro](http://www.samtec.ro)  
E-mail: [samtec\\_srl@yahoo.com](mailto:samtec_srl@yahoo.com)

**SINGAPORE**, Singapore  
**Cyclelect Electrical Engineering**  
Tel: +65 6868 6013  
Fax: +65 6863 6260  
Website: [www.cyclelect.com.sg](http://www.cyclelect.com.sg)  
E-mail: [heng.p@cyclelect.com.sg](mailto:heng.p@cyclelect.com.sg)

**SOUTH AFRICA**, Roodepoort  
**Yneldo Electronics**  
Tel: +27(0)117637053  
Fax: +27(0)117634212  
Website: [www.yneldo.com](http://www.yneldo.com)  
E-mail: [yneldo@yneldo.com](mailto:yneldo@yneldo.com)

**SWEDEN**, Kungälv  
**Elektrisk Drivteknik EDT AB**  
Tel: +46-705-28 20 60  
Tel: +46-709-50 47 90  
Website: [www.edtab.se](http://www.edtab.se)  
E-mail: [info@edtab.se](mailto:info@edtab.se)

**THAILAND**, Bang Lamung  
**Semtec Maritime/Genetech Co.Ltd**  
Tel: +66 38301262  
Fax: +1-832-221-5642  
Website: [semtecmaritime.com/](http://semtecmaritime.com/)  
Email: [info@semtecmaritime.com](mailto:info@semtecmaritime.com)

**TURKEY**, Izmir  
**INTEGRAL**  
Tel: +90 (555) 211 55 75  
Email: [ozgur@integralguc.com](mailto:ozgur@integralguc.com)

**UNITED ARAB EMIRATES**, Sharjah  
**KDU Technical Services**  
Tel: +971-6-5575480  
Fax: +971-6-5575490  
Website: [www.kdutech.ae](http://www.kdutech.ae)  
E-mail: [kdutech@kdutech.ae](mailto:kdutech@kdutech.ae)

**UNITED KINGDOM**, Stockton on Tees  
**MJR Controls**  
Tel: +44 1642 762 151  
Fax: +44 1642 762 502  
Website: [www.mjrcontrols.com](http://www.mjrcontrols.com)  
Email: [chris.milner@mjrcontrols.com](mailto:chris.milner@mjrcontrols.com)

**UNITED KINGDOM**, Cheadle Hulme  
**TGS Total Generator Solutions Ltd**  
Tel: +44161 8188720  
Fax: +447754677963  
Website: <http://totalgeneratorsolutions.com>  
Email: [sales@totalgeneratorsolutions.com](mailto:sales@totalgeneratorsolutions.com)

**UNITED STATES**, Kemah - Texas  
**Ramtec Marine Systems LLC**  
Tel: +1-281-334-2904  
Fax: +1-832-221-5642  
Website: [www.ramtec-marine.com](http://www.ramtec-marine.com)  
Email: [waling@ramtec-marine.com](mailto:waling@ramtec-marine.com)